

TURNING CLAY INTO
ELEGANCE

WOOD 600x1200mm



**FUNCTIONALITY,
SPACIOUSNESS
AND DESIGN**



Our collection interprets the theme of rebirth through the clever art of recovery. The careful working of monochrome and uniform resin finishing applied to concrete and ceramic surfaces gives new charm and vitality to the original material. Rediscovered beauty, enhanced by the passing of time.

A STORY OF
TIMELESS
AFFINITIES.



A STRONG
PERSONALITY
CREATES ITS
OWN SIZE



**600X
1200MM**

Our collection interprets the theme of rebirth through the clever art of recovery. The careful working of monochrome and uniform resin finishing applied to concrete and ceramic surfaces gives new charm and vitality to the original material. Rediscovered beauty, enhanced by the passing of time.

feel THE FINISH

TOTAL LOOK OF PURE WOOD

Its discreet elegance, the Creative texture encourages a mash-up of contemporary and classic styles with its sober graphic composition. The neutral colours, the slight contrast between thin grains and the mix of natural details.



WOOD 600x1200mm




BEACH BROWN WOOD

Size:
600 X 1200 MM

Random :
4

Surface :
Wooden

Thickness :
9mm





BALSA POLAR WOOD

Size:
600 X 1200 MM

Surface :
Wooden

Random :
4

Thickness :
9mm



ARCHI WOOD BROWN

Size:
600 X 1200 MM

Random :
4

Surface :
Wooden

Thickness :
9mm



TRUNK WOOD

Size:
600 X 1200 MM

Random :
4

Surface :
Wooden

Thickness :
9mm




SCRAP WOOD NATURAL

Size:
600 X 1200 MM

Random :
4

Surface :
Wooden

Thickness :
9mm





SAHARA WOOD BROWN

Size:
600 X 1200 MM

Random :
4

Surface :
Wooden

Thickness :
9mm



OREGON ROSE WOOD

Size:
600 X 1200 MM

Random :
4

Surface :
Wooden

Thickness :
9mm



NATURAL BARK

Size:
600 X 1200 MM

Surface :
Wooden

Random :
4

Thickness :
9mm




MAPEL MIEL WOOD

Size:
600 X 1200 MM

Surface :
Wooden

Random :
4

Thickness :
9mm



FOREST WOOD

Size:
600 X 1200 MM

Random :
4

Surface :
Wooden

Thickness :
9mm